



HOTEL TRANSYLVANIA 3 HOLIDAY SLIME AND LADDERS



©SOMEWHATSIMPLE.COM AND HOTEL TRANSYLVANIA 3 FOR PERSONAL USE ONLY

TO PLAY, YOU WILL NEED:

A FILE FOLDER

GLUE OR TAPE

SCISSORS (PAPER CUTTER AND 1" CIRCLE PUNCH OPTIONAL)

LAMINATING SHEETS + LAMINATOR (OPTIONAL)

A DIE

Cut out the label and tape or glue to the front of the file folder.
Using scissors or 1" circle punch, cut out the character markers.





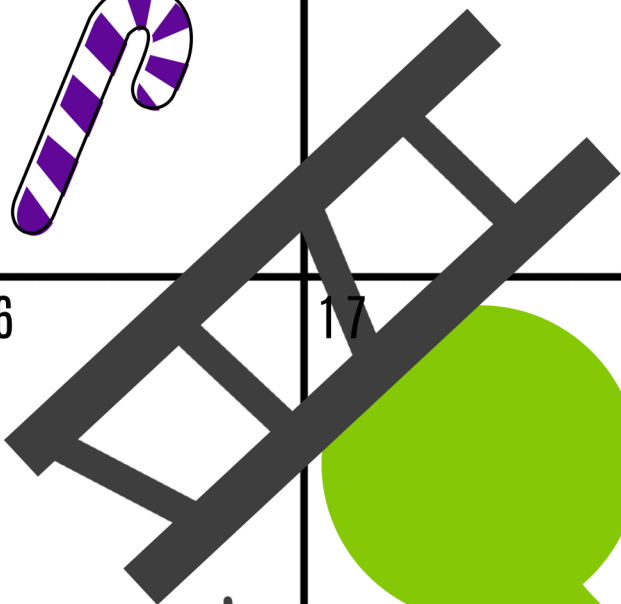




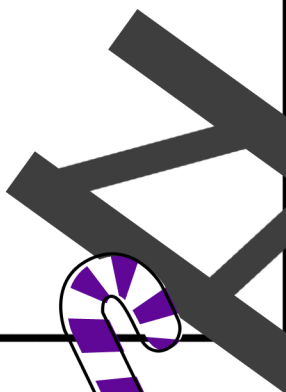
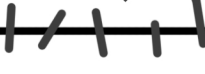





Glue or tape the game board onto the inside of the file folder.

Laminate all, if desired.

Grab your die, pick a character, and get ready for some fun!

Roll the die, move your character, and if you land on a ladder,
climb up! But watch out for Blobby's slime! You'll have to slide
back down!



<p>32</p> <p>MAVIS FINISHED GIFT SHOPPING EARLY. MOVE AHEAD 2 SPACES!</p> 	<p>33</p> 	<p>34</p> <p>DRAC FORGOT TO BUY MONSTER EGG NOG FOR THE PARTY. GO BACK 3 SPACES.</p>	<p>35</p> 
<p>31</p> 	<p>30</p> 	<p>29</p> 	<p>28</p> 
<p>16</p> 	<p>17</p> 	<p>18</p> <p>THE BATS HUNG THE GARLAND IN RECORD TIME. MOVE AHEAD 3 SPACES!</p>	<p>19</p> 
<p>15</p> <p>MURRAY GOT HIS WRAPPINGS CAUGHT WHILE WRAPPING. GO BACK 2 SPACES.</p> 	<p>14</p> 	<p>13</p> 	<p>12</p> 
<p>START</p>	<p>1</p> 	<p>2</p>	<p>3</p> 

<p>36</p>	<p>37</p>	<p>38</p>	<p>THE END</p>
<p>27</p> <p>BLOBBY ATE ALL THE FRUIT CAKE. GO BACK 2 SPACES.</p>	<p>26</p>	<p>25</p>	<p>24</p>
<p>20</p>	<p>21</p>	<p>22</p> <p>FRANK LOST HIS ARM IN THE ORNAMENT BOX AGAIN. LOSE 1 TURN.</p>	<p>23</p>
<p>11</p>	<p>10</p>	<p>9</p>	<p>8</p>
<p>4</p> <p>JOHNNY & DENNIS REMEMBERED THE MARSHMALLOWS FOR THE SUPER HOT COCOA. ROLL AGAIN!</p>	<p>5</p>	<p>6</p>	<p>7</p>